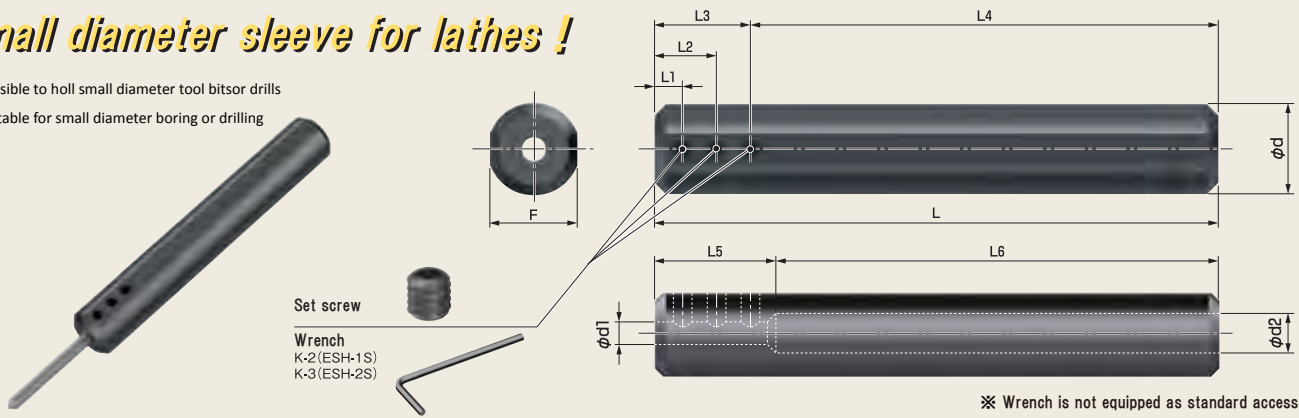


Small diameter sleeve for lathes !

- Possible to hold small diameter tool bit or drills
- Suitable for small diameter boring or drilling



※ Wrench is not equipped as standard accessory
 ※ Set screw are supplied as standard accessory

Body

Model No.	Dimensions (mm)											Set screw
	φd	φd1	φd2	L	L1	L2	L3	L4	L5	L6	F	
ESL0416	16	4	10	100	5	11	17	83	20	80	15	ESH-1S
ESL0516	16	5	10	100	5	11	17	83	20	80	15	ESH-1S
ESL0616	16	6	10	100	5	11	17	83	20	80	15	ESH-1S
ESL0816	16	8	10	100	6	16	26	74	40	60	15	ESH-2S
ESL1016	16	10	12	100	6	16	26	74	40	60	15	ESH-2S
ESL0420	20	4	10	100	5	11	17	83	20	80	19	ESH-1S
ESL0520	20	5	10	100	5	11	17	83	20	80	19	ESH-1S
ESL0620	20	6	10	100	5	11	17	83	20	80	19	ESH-1S
ESL0820	20	8	10	100	6	16	26	74	40	60	19	ESH-2S
ESL1020	20	10	12	100	6	16	26	74	40	60	19	ESH-2S
ESL1220	20	12	14	100	6	16	26	74	40	60	19	ESH-2S

Set screw

Model No.	Dimensions (mm)	
	Set screw	1SET
ESH-1S	M4×4	3
ESH-2S	M6×6	3

※1SET include (set screw ×3)

Center hole machining is possible!

- Shaped as outer tool bit, but used for innertool bit center drill etc
- Possible to use holders for outer cutting and shorten setup change time
- Useful when the number of inner and diameter cutting tool holder is limited

Center hole processing

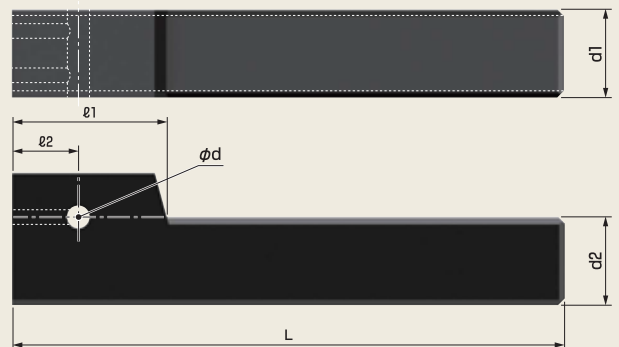
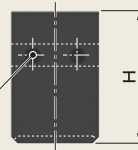


Set screw
 ECH-1S/ECH-2S/ECH3S/ECH-4S

ECH-5S/ECH-6S

Wrench

K-2(ECH-1S/ECH-5S)
 K-2.5(ECH-2S/ECH-6S)
 K-3(ECH-3S)
 K-4(ECH-4S)



※ Wrench is not equipped as standard accessory
 ※ Set screw are supplied as standard accessory

Body

Model No.	Dimensions (mm)							Set screw
	φd	d1	d2	L	φ1	φ2	H	
ESB2020K05	5	20	20	125	35	15	30	ECH-1S
ESB2020K06	6	20	20	125	35	15	30	ECH-2S
ESB2020K08	8	20	20	125	35	15	30	ECH-3S
ESB2020K10	10	20	20	125	35	15	30	ECH-4S
ESB2020K12	12	20	20	125	35	15	30	ECH-4S
ESB2525M05	5	25	25	150	35	15	35	ESH-5S
ESB2525M06	6	25	25	150	35	15	35	ESH-6S
ESB2525M08	8	25	25	150	35	15	35	ESH-3S
ESB2525M10	10	25	25	150	35	15	35	ESH-4S
ESB2525M12	12	25	25	150	35	15	35	ESH-4S

Set screw

Model No.	Dimensions (mm)	
	Set screw	1SET
ECH-1S	M4×10	2
ECH-2S	M5×10	2
ECH-3S	M6×10	2
ECH-4S	M8×10	2
ECH-5S	M4×10	3
ECH-6S	M5×10	3

※1SET include (set screw ×2or3)